

# MUELLER PANEL COLOR CHART





# PAINT SYSTEM

Have you ever wondered why some metal roofs fade over time, and others stay looking fresh and vibrant? The answer lies in the roof's exterior coating. The strength of the resins and the choice of pigmentation are the most vital factors in the performance of any metal paint system. The resins bind and protect the pigments and form a protective barrier against the elements. The pigments create the color of the roof and reflect solar radiation that can destroy the resins and the underlying primer.

With Mueller's paint system, you get both. We use a high-performance exterior coating that can deliver better performance over time and reduce your cooling and heating load. The cool pigments in Mueller metal roofing panels offer higher solar reflectance. As a result, they reflect infrared radiation while absorbing the same amount of visible light. This allows the panel to appear the same color as lesser-reflecting pigments, yet stay much cooler.



## MUELLER PANEL BENEFITS:


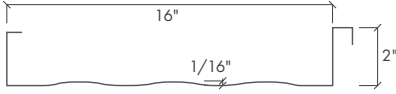
- Fire Resistant
- Hail Resistant – Underwriters Laboratories Class 4 Rating
- 35/40-Year Limited Paint Warranty
- A Wide Range of Designer Colors
- Commercial Grade Steel
- Energy Efficient
- Greater Life Expectancy
- Outstanding Durability
- Possible Insurance Savings
- Easy Application



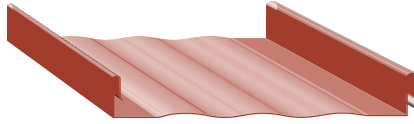
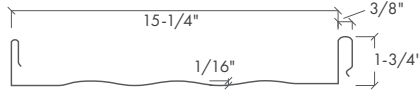
# PANEL PROFILES

Our premium metal roofing and steel building panels offer incredible versatility, durability and beauty, making them a great solution for both residential and commercial applications. With bold profiles and many color choices to choose from, you can get the look you desire while achieving outstanding structural performance.

## MLK PANEL



## MSL PANEL



## CWP PANEL




## CWH PANEL



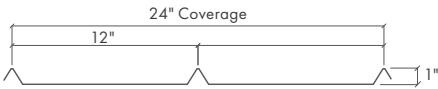
## CFS PANEL




## CF PANEL



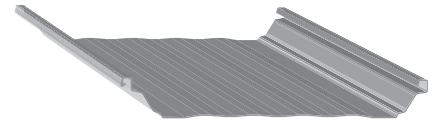
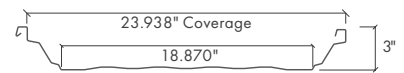
## AP PANEL



## SSP PANEL



## MTL PANEL



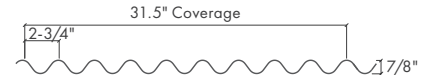
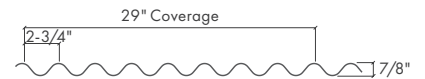
## R & PBR PANELS



## U & PBU PANELS




## CORR & CPB PANELS



# CHOOSE THE *HUE* THAT'S RIGHT FOR YOU!



Galvalume Plus<sup>‡</sup>



Bright White



Twilight Gray



Smokey Pewter



Light Gray



Smokestack Gray



Silver Metallic



Charcoal



Dark Charcoal



Black



Matte Black



Deep River Blue



Deep Blue



Hawaiian Blue



Marine Green



Forest Green



Ivy Green




Colony Green



Mansard Brown




Burnished Slate




Coco Brown




Chestnut Brown



Saddle Leather Brown




Dark Bronze




Aged Bronze



Medium Bronze



Rustic Red




Patriot Red




Orange\*




Bright Copper



Tan



Desert Tan



Light Stone

<sup>‡</sup>Galvalume Plus has no uniformity of appearance guarantee. Each individual sheet, even upon delivery, may have a different color, gloss, sheen, texture or spangled appearance. If uniformity of appearance is required, a painted product is required.

# COLORS AVAILABLE BY PANEL TYPE

Choose the gauge and panel profile to view that panel's available colors.

COLOR	22 ga.			24 ga.							26 ga.							29 ga.				
	PBR	PBU	CPB	MLK	MSL	MTL	PBR	PBU	CPB	CWP	CWH	AP	CF	CFS	R	U	COR	SSP	PBR	PBU	CPB	SSP
Aged Bronze				●	●		●	●	●	●												
Black				●	●		●	●	●	●	●	●	●	●	●	●	●	●	●	●	●	●
Bright Copper				●	●		●	●	●	●	●	●	●	●	●	●	●	●	●	●	●	
Bright White	●	●	●	●	●	●	●	●	●	●	●	●	●	●	●	●	●	●	●	●	●	●
Burnished Slate				●	●		●	●	●	●	●	●	●	●	●	●	●	●	●	●	●	●
Charcoal				●	●		●	●	●	●	●	●	●	●	●	●	●	●	●	●	●	●
Chestnut Brown												●	●				●	●	●	●		
Coco Brown				●	●		●	●	●	●		●	●	●	●	●	●	●	●	●	●	
Colony Green				●	●		●	●	●	●		●	●				●	●	●	●		
Dark Bronze				●	●		●	●	●	●												
Dark Charcoal				●	●		●	●	●	●												
Deep Blue				●	●		●	●	●	●	●	●	●				●	●	●	●		
Deep River Blue												●	●				●	●	●	●		
Desert Tan				●	●		●	●	●	●		●	●	●	●	●	●	●	●	●	●	
Forest Green												●	●				●	●	●	●		
Galvalume Plus <sup>†</sup>	●	●	●	●	●	●	●	●	●	●	●	●	●	●	●	●	●	●	●	●	●	
Hawaiian Blue				●	●		●	●	●	●							●	●	●	●	●	
Ivy Green				●	●		●	●	●	●	●	●	●	●	●	●	●	●	●	●	●	
Light Gray				●	●		●	●	●	●	●	●	●	●	●	●	●	●	●	●	●	
Light Stone				●	●		●	●	●	●	●	●	●	●	●	●	●	●	●	●	●	
Mansard Brown				●	●		●	●	●	●	●	●	●				●	●	●	●		
Marine Green																	●	●	●	●		
Matte Black				●	●		●	●	●	●	●	●	●	●	●	●	●	●	●	●	●	
Medium Bronze				●	●		●	●	●	●												
Orange*				●	●		●	●	●	●		●	●				●	●	●	●		
Patriot Red				●	●		●	●	●	●	●	●	●	●	●	●	●	●	●	●	●	
Rustic Red				●	●		●	●	●	●	●	●	●	●	●	●	●	●	●	●	●	
Saddle Leather Brown				●	●		●	●	●	●	●	●	●	●	●	●	●	●	●	●	●	
Silver Metallic				●	●		●	●	●	●	●	●	●				●	●	●	●		
Smokestack Gray												●	●	●	●	●	●	●	●	●		
Smokey Pewter				●	●		●	●	●	●		●	●	●	●	●	●	●	●	●	●	
Tan				●	●		●	●	●	●	●	●	●	●	●	●	●	●	●	●	●	
Twilight Gray												●	●				●	●	●	●		
Weathered Steel*	●	●	●																			

\*No warranty available for Orange or Weathered Steel.

Mueller, Inc. reserves the right to add or discontinue colors without notice. Please contact your sales representative, or visit our website at [www.muellerinc.com](http://www.muellerinc.com) for our current color selection. Printed colors may vary. Please contact us for color samples.

CALL: 877-2-MUELLER (877-268-3553)

CLICK: [WWW.MUELLERINC.COM](http://WWW.MUELLERINC.COM)

COME BY: OUR CONVENIENT LOCATIONS

